


HOW TO MAKE A FLAP SANDER FOR ASSISTANT TOOL 1




USING THE MANPA ASSISTANT TOOL 1 FOR FLAP SANDING

We highly recommend cloth backed sandpaper versus paper backed sandpaper. It is a better quality, lasts longer and is more flexible. The squares can be anywhere between 2" and 6" (50mm - 150mm) and applies to any grit sandpaper.


Follow the steps below to easily make your own flap sander in any grit. This process ensures the sandpaper is exposed on both sides.



1. Cut 4 squares of sandpaper 3" (75mm) x 3" (75mm).




2. Mark the center of each square by drawing 2 diagonal lines that create an X.




3. On 2 opposite sides of each square, cut a series of 1/2" slits 5/8" (16mm) apart. These "fingers" create flexibility and adhere closely to the surface as you sand.




4. Using a hole punch or drill, make a 3/16" (5mm) hole (NO BIGGER) in the 4 squares.




5. Place 3 squares same side up. Place the 4th square facing down, opposite the 3 facing up.




6. Make sure the center holes are lined up.




7. Remove the 5mm center screw located at the top of Assistant Tool 1.




8. Place the center screw through the 4 sandpaper squares.



9. Fan the squares out in a circular pattern.



10. This assembly can now be screwed into the top of either the short or the long Assistant Tool 1.



11. Ensure the sandpaper is fanned out equally before tightening with a Phillips head screwdriver.



12. Attached the completed Assistant Tool 1 flap sander assembly to your chosen power tool and start!

Using Assistant Tool 1 with Cushion Pad and Sandpaper: Manpa highly recommends using cushion pads when using sandpaper. The affordable and most efficient accessory is the 2" **Sanding Flex MP21-19-2** which simply screws into the top of either short or long Assistant Tool 1. This cushioned pad has a hook and loop surface to which you can attach sandpaper with the same size or 1/2" (12mm) oversize. <https://katools.com/assistant-tool-1>